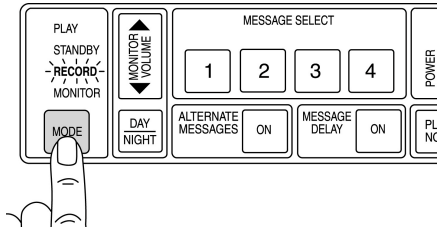
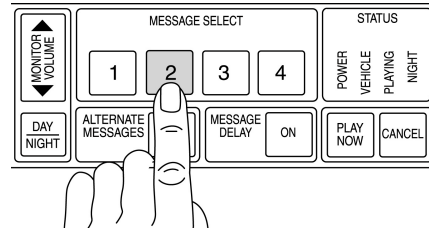


# Audio Greeter, Model A300 Operating Placard

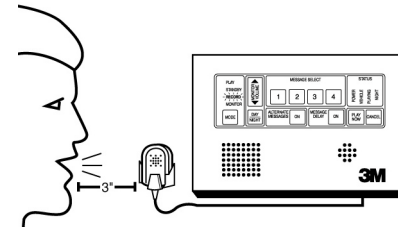
## Recording messages



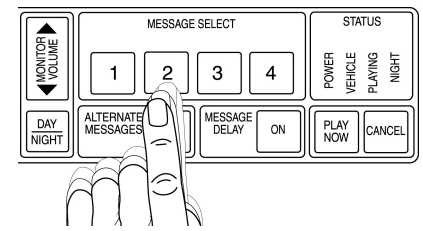
1. Press MODE until RECORD light comes on



2. Press and hold a MESSAGE SELECT number

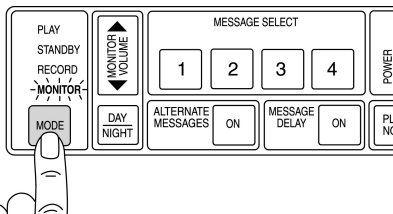


3. Record message (up to 15 seconds)

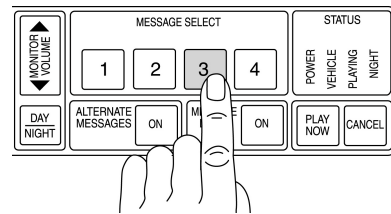


4. Release MESSAGE SELECT button

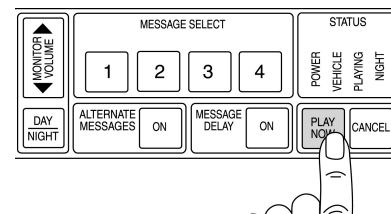
## Listening to messages (Inside only)



1. Press MODE until MONITOR light comes on

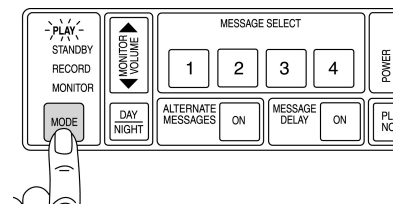


2. Press a MESSAGE SELECT number

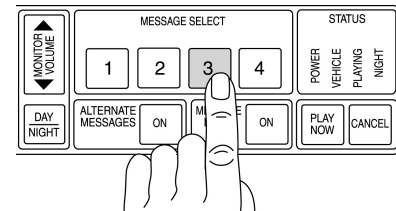


3. Press PLAY NOW

## Playing a message (Outside at the Menu Board)

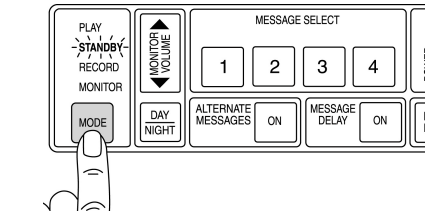


1. Press MODE until PLAY light comes on

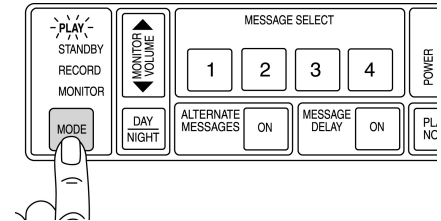


2. Press the desired MESSAGE SELECT numbers

## Suspending/resuming play of messages

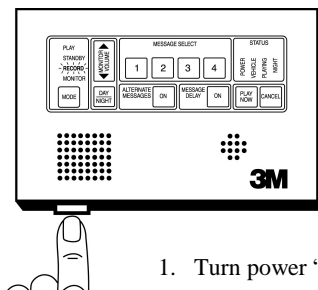


1. Press MODE until STANDBY light comes on



1. Press MODE until PLAY light comes on

## Bypassing system



1. Turn power "OFF"

3M Food Service Trade Department  
St. Paul, MN 55144-1000

For more information call  
3M Customer Service at  
**1-800-328-0033**

78-6912-0721-9 Rev. B

**3M** Innovation